

Grade 1 OVERVIEW

Week 8 Term 2

Communication is the key to success.

To support your child's Grade One learning journey, regular updates will be accessible on the Year One Curriculum page on the Altona Primary School website.

The purpose of this information is to create and maintain an inclusive learning partnership between the happenings in the classroom and discussions at home.



Reading

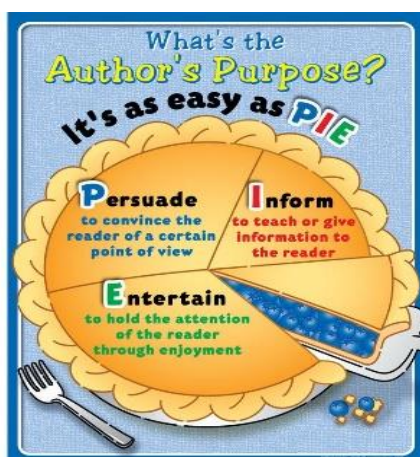
FOCUS - Author's Purpose

WHAT IT MEANS - Children will learn how to identify if a book has been written to inform, entertain or persuade the reader.

VOCABULARY TO USE - author, text, purpose, reason, entertain, inform, persuade.

Your child will receive a reading goal focusing upon retelling a text.

To assist in their achievement of their reading goal ask them to retell the text in order.



Inform

The author gives you information about a topic.

For Example...
"The average American eats six slices of pie each year."
"Pie has been around since the ancient Egyptians."
"Some pies are made from apples, cherries and pumpkins."

Other Examples...

Four small book covers are shown: 'Oceans', 'Planes', 'Fruits', and 'How Does a Seed Grow?'.

Entertain

The author tells us a story that we will enjoy.

For Example...
"One day I was picking blackberries for a pie and a big, hairy bear snuck up behind me."
"Little Jack Horner sat in a corner eating his Christmas pie..."

Other Examples...

Three small book covers are shown: 'The Pied Piper of Hamelin', 'The Three Little Pigs', and 'The Tortoise and the Hare'.

Persuade

The author tries to get you to do something or believe what he is saying.

For Example...
"This pie is so delicious, you will want to go buy one right now!"
"Pies are on sale today for \$3.99! What a great price!"
"Eating pie is good for you! Eat some today!"

Other Examples...

Three images are shown: the McDonald's logo with the slogan 'I'm lovin' it!', a 'Buy One Get One Free' sign for 'Milk', and a 'Vote Obama 08' sign.


Reading

FOCUS - Cross Checking

WHAT IT MEANS - Students will be learning to make changes to words read when they do not make sense. They will be encouraged to ask the questions such as; 'Does it look right? Does it sound right? Does it make sense?'

VOCABULARY TO USE - cross check, make sense, meaning, self-correct, change, re-read matching, visual.

Your child will receive a reading goal focusing upon retelling a text. To assist in their achievement of their reading goal ask them to retell the text in order.



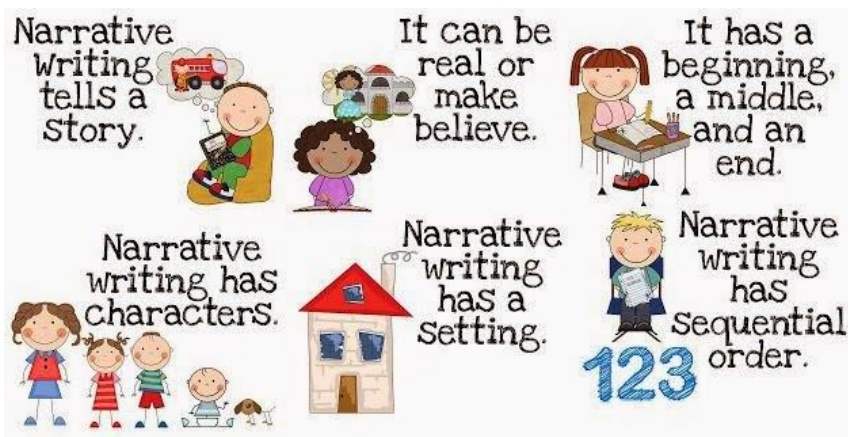
Writing

FOCUS – Development of Narratives

WHAT IT MEANS – We are continuing the unit of study about narratives or stories. We will be looking closely at the elements of a narrative using a variety of texts to understand how authors create stories. Students will then begin to plan and draft their own narratives.

VOCABULARY TO USE – narratives, characters, setting, problem, solution, ending, character traits.

Encourage your child to write stories of their own and identify the elements of their writing.

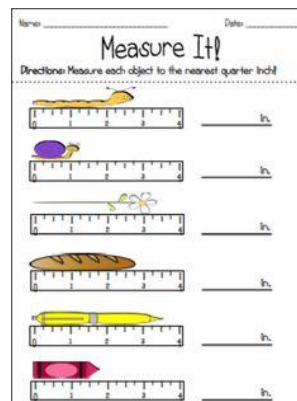


Mathematics

FOCUS - Length

WHAT IT MEANS - Students will be learning to measure the length of various objects using informal and formal units.

VOCABULARY TO USE – measure, length, ruler, long, short, informal units, formal units, bigger, smaller, centimetres, metres, and kilometres.



Mathematics

FOCUS - Probability

WHAT IT MEANS - Students will identify outcomes of familiar events involving chance and describe them using everyday language such as 'will happen', 'won't happen' or 'might happen'. Students will need to justify that some events are certain or impossible.

VOCABULARY TO USE – probability, likelihood, chance, may happen, impossible, will happen, definitely, definitely, won't happen, might happen.

